

VIBXPERT[®] II

FFT Data Collector & Signal Analyzer



- Fast data acquisition
- Powerful diagnostic tools
- Easy to use
- Six international awards

Turn to PRÜFTECHNIK

for innovative and proven technology

Pushing limits for 40 years, PRÜFTECHNIK presents VIBXPERT® II, the latest vibration data collector and signal analyzer based on sophisticated and refined technology.

A brilliant display yet long periods of use – VIBXPERT® II makes it possible.


VIBXPERT® II combines the proven features of its predecessor with the advantages of rapid processors and a brilliant energy-efficient color display. It demonstrates that the use of powerful components does not rule out low power consumption.

VIBXPERT® II is ...

- ▶ **Intuitive** to operate on its graphical user interface with effective use of color.
- ▶ **Fast** thanks to optimized measuring workflows and advanced processor technology.
- ▶ **Ergonomic** with a handy design and brilliant color display.
- ▶ **Powerful** due to many practical analysis functions and measuring templates.
- ▶ **Long-lived** with a long battery life and a large data memory.

Interfaces for every environment

Five industrial interfaces, color-coded for easy identification, connect to a wide variety of different sensor types and data links.



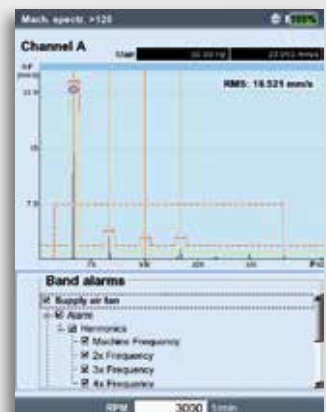
Meaningful icons offer guidance in selecting the measurement task.



Shaft vibration analysis with orbit, static shaft position and runout.



Narrow band and broadband monitoring of characteristic frequencies in the spectrum.




Simple to use
with a wide range
of applications

Special VIBXPERT® II features that simplify your work

Maximizing system availability – Optimizing production processes

Automatic Multiplexer Switch Box

Make your VIBXPERT® II a mobile Online System by using the VIBRONET® Multiplexer as an automatic switch box for the instrument. One button press and up to 54 measurement locations can be recorded without any interaction. This is the perfect solution for fast and error free data collection at difficult to reach measurement locations. The Multiplexer solution is optionally also suitable for intrinsic safety areas.

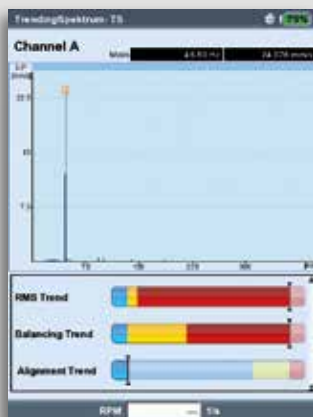


One button press and multiple measurement locations can be recorded automatically with the Multiplexer – particularly practical when the locations are inaccessible.

Bar graph with three-color indicator

This simple diagnosis assistant will make your life easier: The three-color bar graph shows at a glance whether the machine is OK or if there is a problem. The example below shows a machine with an imbalance.

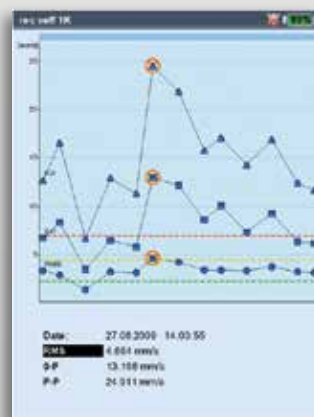
Automatic diagnoses simplify machine monitoring.



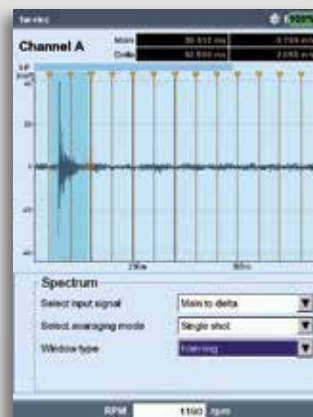
Advanced recording feature

Using VIBXPERT® II as a 'temporary' online system, various measurement tasks can be recorded such as overall values, spectrum, orbits, phase, time waveform, etc. Several trigger conditions are available to automatically start and stop recording of measurement.

Recording of overall velocity signals, RMS, 0-p and p-p.



Transient event recording with the possibility of FFT post processing.



Setting standards in vibration data collection

VIBXPERT® II: Fast – ergonomic – user-friendly



A waterfall spectrum visualizes changes in machine condition over time.

Status LEDs

- ▶ Traffic light display for the evaluation of results according to the ISO standard or user-defined alarm thresholds
- ▶ Device and battery status

Ergonomic keyboard

- ▶ One-thumb operation
- ▶ Illumination automatically adjusts to ambient light
- ▶ Non-slip grip

Brilliant color display

- ▶ 18-bit TFT LCD
- ▶ VGA (480 x 640 pixels)
- ▶ Non-reflective
- ▶ Automatic switch-off

Sturdy housing

- ▶ Light and compact
- ▶ Protection class IP 65

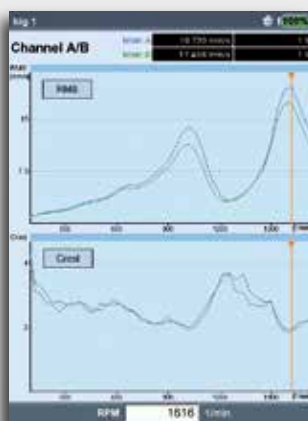
Large data memory

- ▶ 2 GB CompactFlash card

Powerful Li-Ion battery

- ▶ 8-hour operating life
- ▶ Exchangeable

One- or two-channel coast-down test with RMS, amplitude or waterfall.



Field balancing in two planes. A 'smiley' appears when the balancing grade is reached.



Route-based data collection with a clear display of measuring locations.



VIBXPERT® II at a glance

Don't miss out on these great features

Versatile

- ▶ Route-based data collection
- ▶ Vibration diagnosis
- ▶ One- or two-plane field balancing
- ▶ Acceptance measurement with machine templates
- ▶ Troubleshooting
- ▶ Multimeter
- ▶ Data logging
- ▶ Visual inspection
- ▶ Print reports on USB stick
- ▶ EX version (optional)



Analysis in detail

- ▶ Characteristic overall values & process parameters
- ▶ Time waveform
- ▶ Amplitude/envelope spectrum
- ▶ Cepstrum
- ▶ Phase, cross-channel phase
- ▶ Orbit
- ▶ Static shaft position
- ▶ Runout analysis (shaft vibration)
- ▶ Bump test
- ▶ Coast-down/run-up test
- ▶ Order analysis
- ▶ Modal analysis
- ▶ Operating Deflection Shape Analysis (ODS)
- ▶ Transient capture
- ▶ Long-term recording
- ▶ Characteristic frequency markers
- ▶ Signal post-processing
- ▶ ISO standards for evaluation

Valuable additional features

- ▶ Handles multiple measurement points automatically (Multiplexer switch box)
- ▶ Printing of measurement reports
- ▶ Rugged hard case
- ▶ Extensive accessories
- ▶ Optional measuring functions enabled by a password

OMNITREND® Center

OMNITREND® Center is the powerful central software platform for condition monitoring systems. The software contains everything maintenance experts need for complex machine diagnostics: Efficient data management, intensive measured data analysis, and comprehensive reporting functions.

